

# JINRONG WATCH

# INSTRUCTIONS

JR-169

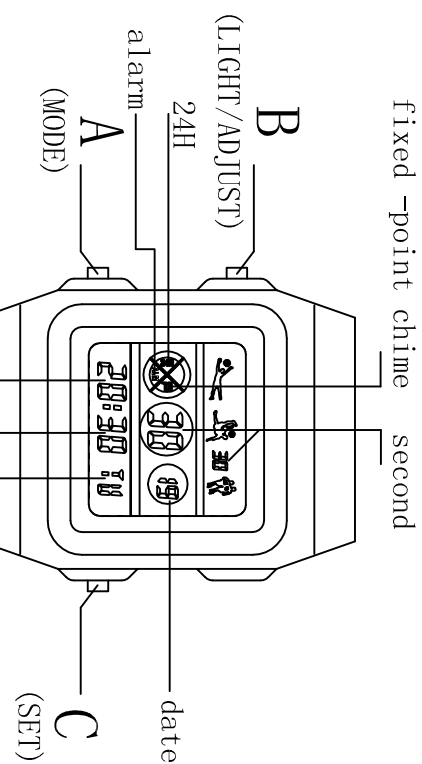
## NOTICE

- Don't open the cover by yourself.
- This watch waterresist 3M(Vacuum Test), don't use the Button when the watch in the water inside.
- If there is water smoke or drips inside the watchcase ask approved specialist to disassembly and repair atonce, or the inner parts may damage caused by corrosion.
- Avoid being a strong vibration, electronic forms can be hearing common shock, such as gravity suffered the impact of brutal use of or fall in Gaine.
- Don't use it in strong electric field, static or high cycle environment.
- Don't use it in broiling or freezing environment.
- Rinse watch surface with soft cloth and clear watch, don't use chemicals. As the case, strap its own characteristics, combined with humidity and other climate. The table in use for some time after the appearance of colors may be subject to change (which belongs to the normal category).
- Prolonged use of colorful lights will consume large amounts of energy.
- Then not in use this watch, please place it in a dry place.
- Please read this instruction carefully before using this watch.
- Product function and appearance in order to prevail in kind

## FUNCTION AND SPECIFICATION

- Standard display: hour, minute, second, month, date and week
- 12/24hour
- LED colorful lights
- Stopwatch stage: timekeeping function
- Alarm and hourly chime function
- Snooze function
- Use temperature: 5C-35C
- degree of accuracy at normal temperature: 20second one month
- Battery: CR2016 3V
- Life of battery: able to supply power for 12 months under the normal use
- One illumination per day
- One alarm operation per day

## OPERATION



Normal display sketch map

### Button explain

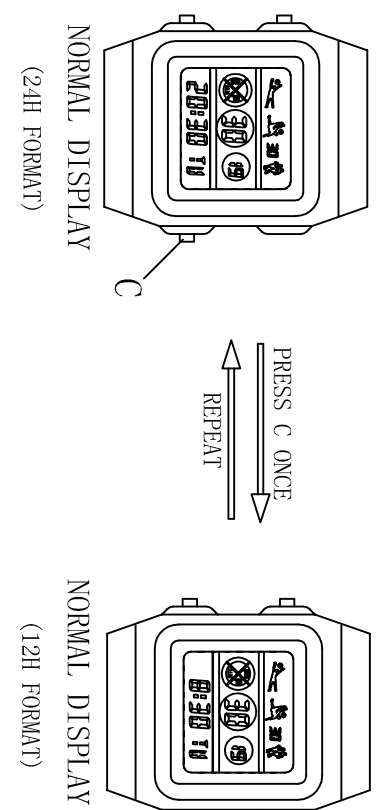
- A (MODE) --- function select button
- B (LIGHT/ADJUST) --- LED light and can change every digit button
- C (SET) --- ALARM ON/OFF and 12/24 format stop and start button

### HOW TO USE LIGHT

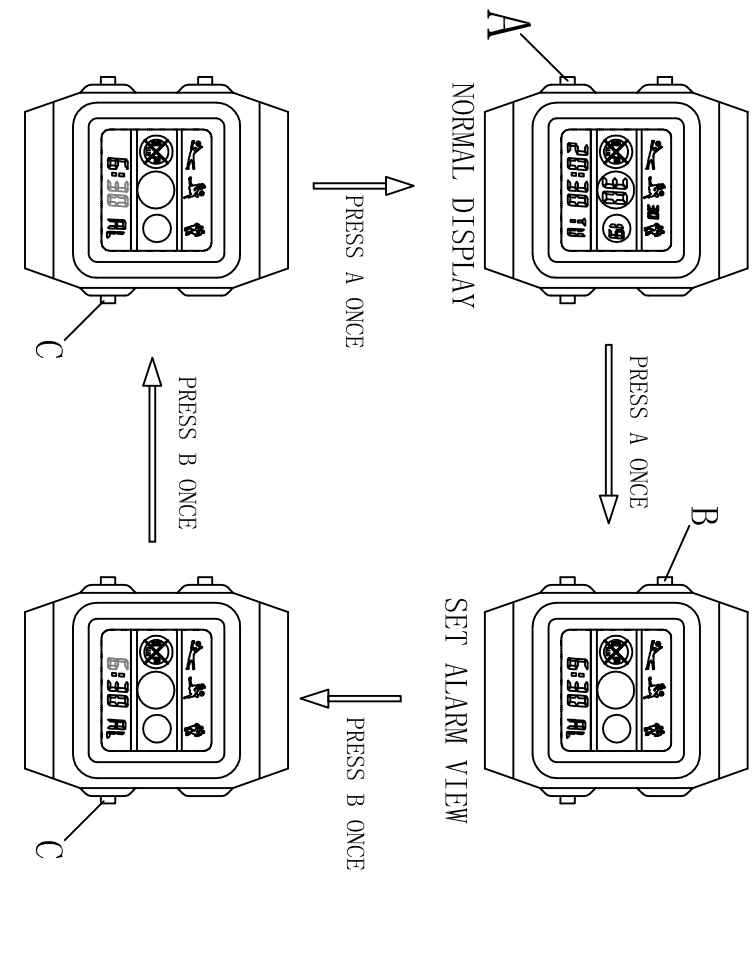
In any display mode press B button lit LED lights. Press and hold down the colored lights can be continuously synchronized output

### HOW TO CHANGE 12/24 FORMAT

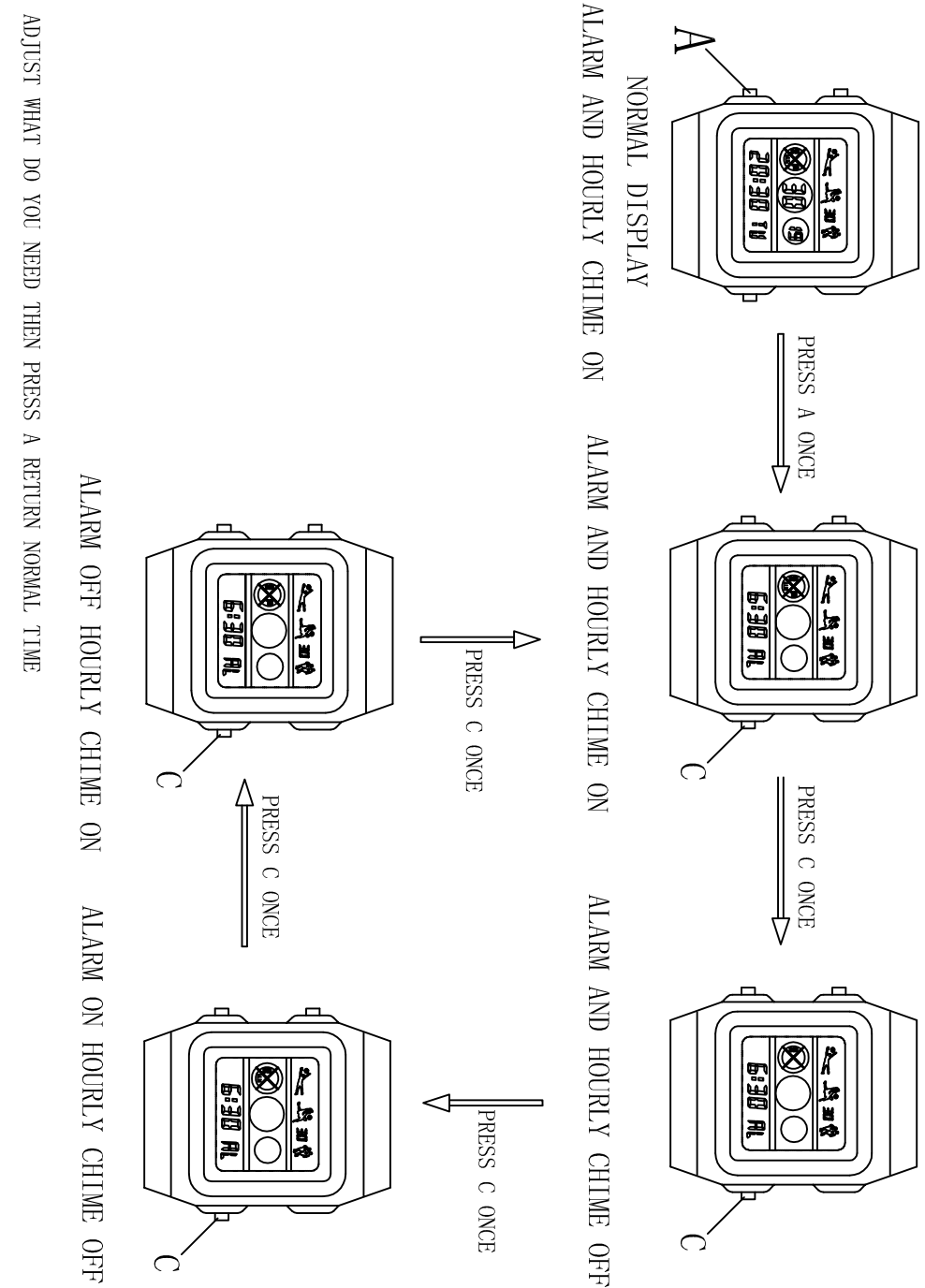
In normal display press C button.



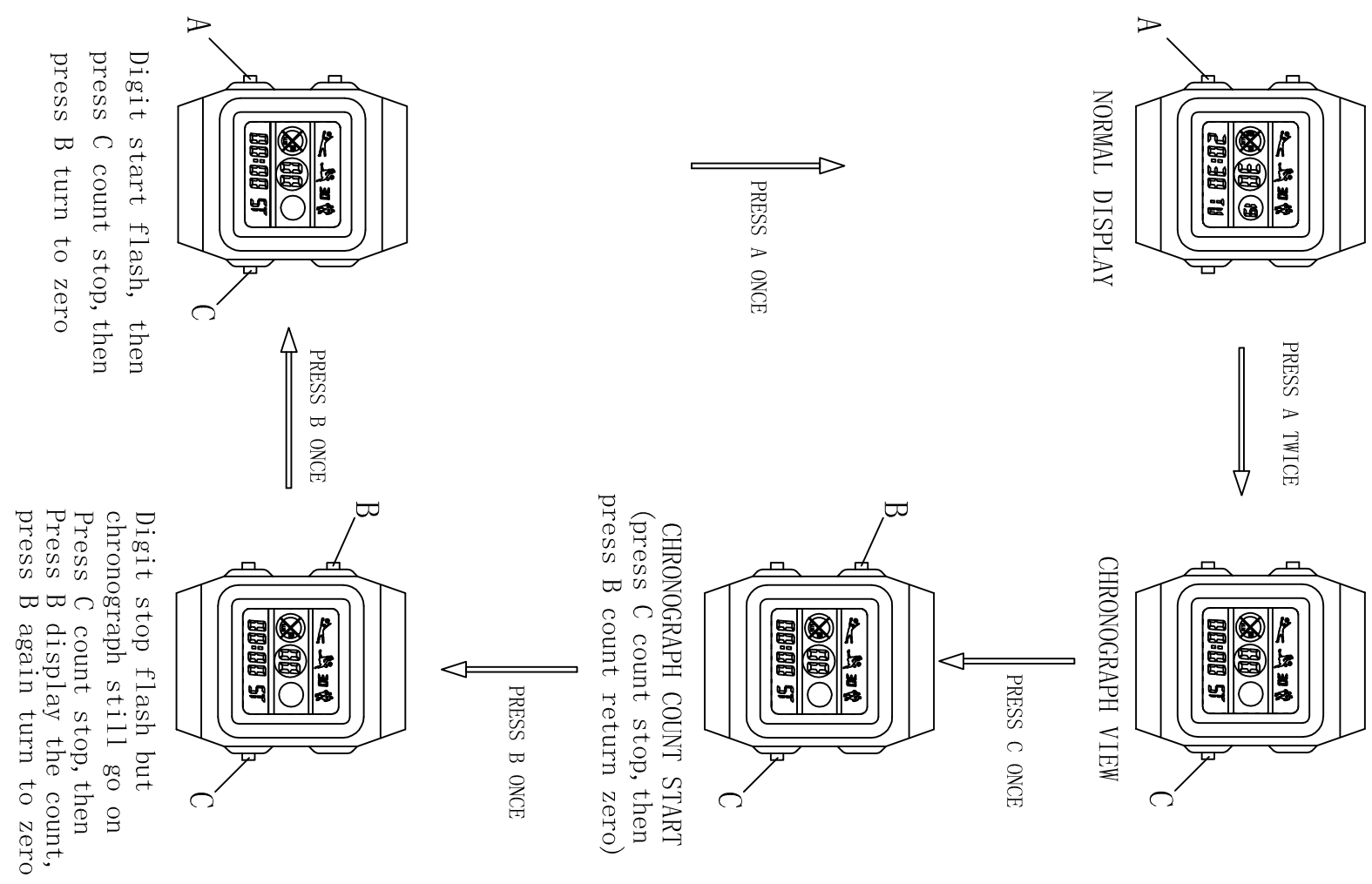
### HOW TO SET ALARM



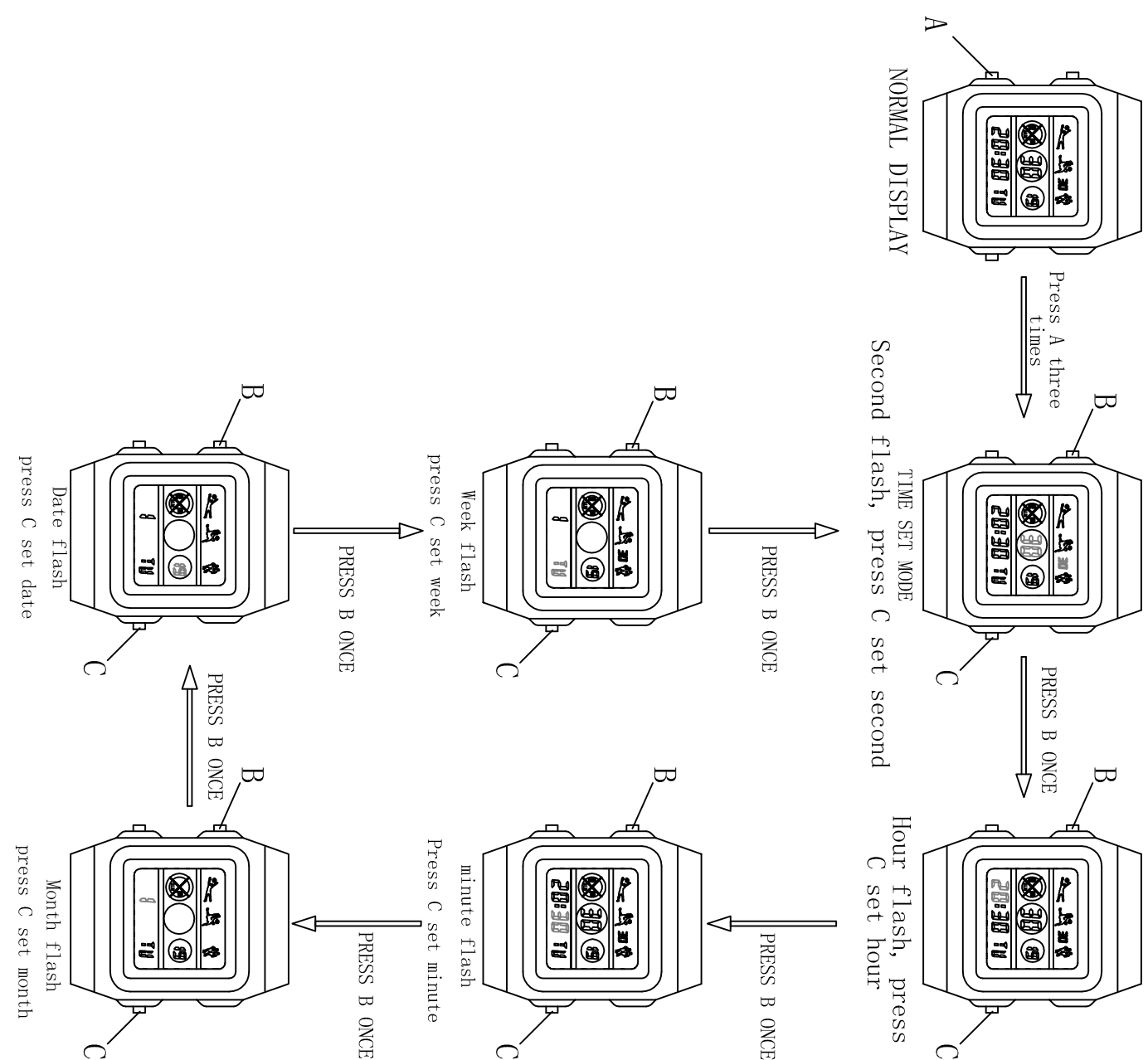
### HOW TO ON/OFF THE ALARM AND HOURLY CHIME



### HOW TO USE THE CHRONOGRAPH



### HOW TO SET TIME, WEEK AND DATE



## CAUTIONED

As the company continues to optimize the product, and continuously improve product quality, product features may be subject to change without notice. The company is not responsible for any losses and any compensation, the company no responsibility.

MANUFACTURERS: SHENZHEN JINRONG TECHNOLOGY CO., LTD  
ADDRESS: JIAPING SCIENCE PARK, BAY 1A, SHENZHEN, GUANGDONG, CHINA  
TEL: 0086-0755-29565353 FAX: 0086-0755-29565353  
Http://jrsj.jinrong.cn alibaba.com/